

SLO-SYN® DC STEP MOTORS

24 V Bipolar - Full Step

36 V Bipolar - Full Step

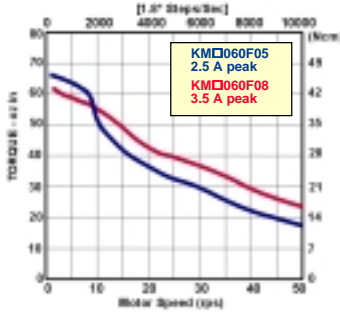
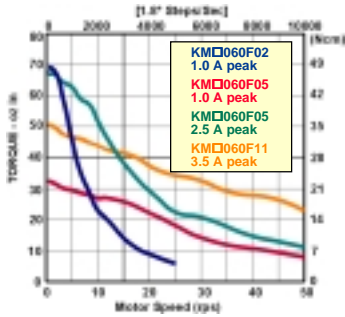
72 V Bipolar - Full Step

↳ 24 and 36 volt data measured with SD200 Modular Drive Module or the SS200MD4 Modular Drive.

↳ 72 volt data measured with MD808 Modular Drive

KM06

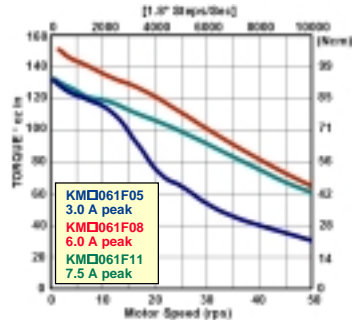
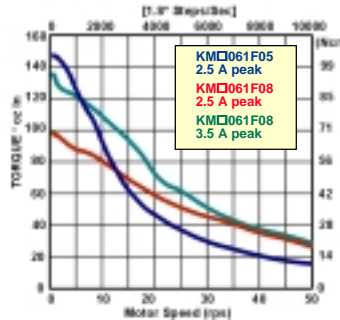
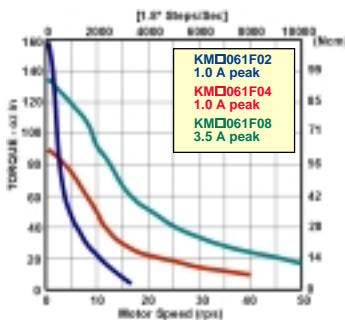
KMn060



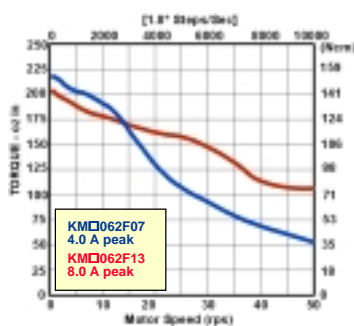
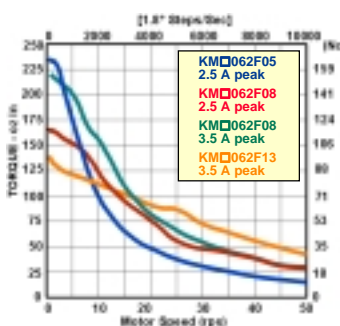
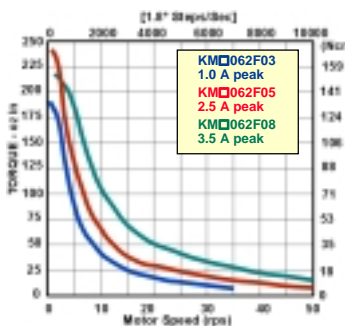
↳ The curves do not show system resonances which will vary with system mechanical parameters.

↳ Duty cycle is dependent on torque, speed, Drive parameters, and heat sink conditions. Maximum case temperature is 100°C.

KMn061



KMn062



KMn063

